

# PHONIC


**SE 206**

**SE<sub>p</sub> 206**

**SE 207**

**SE<sub>p</sub> 207**

Passive and Active Compact Monitors



SE p207

English

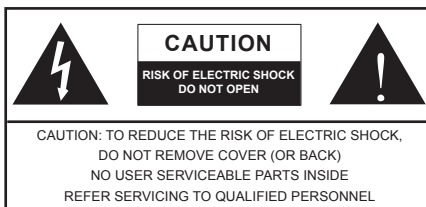
User's Manual

## IMPORTANT SAFETY INSTRUCTIONS

The apparatus shall not be exposed to dripping or splashing and that no objects filled with liquids, such as vases, shall be placed on the apparatus. The MAINS plug is used as the disconnect device, the disconnect device shall remain readily operable.

**Warning:** the user shall not place this apparatus in the confined area during the operation so that the mains switch can be easily accessible.

1. Read these instructions before operating this apparatus.
2. Keep these instructions for future reference.
3. Heed all warnings to ensure safe operation.
4. Follow all instructions provided in this document.
5. Do not use this apparatus near water or in locations where condensation may occur.
6. Clean only with dry cloth. Do not use aerosol or liquid cleaners. Unplug this apparatus before cleaning.
7. Do not block any of the ventilation openings. Install in accordance with the manufacturer's instructions.
8. Do not install near any heat sources such as radiators, heat registers, stoves, or other apparatus (including amplifiers) that produce heat.
9. Do not defeat the safety purpose of the polarized or grounding-type plug. A polarized plug has two blades with one wider than the other. A grounding type plug has two blades and a third grounding prong. The wide blade or the third prong is provided for your safety. If the provided plug does not fit into your outlet, consult an electrician for replacement of the obsolete outlet.
10. Protect the power cord from being walked on or pinched particularly at plug, convenience receptacles, and the point where they exit from the apparatus.
11. Only use attachments/accessories specified by the manufacturer.
12. Use only with a cart, stand, tripod, bracket, or table specified by the manufacturer, or sold with the apparatus. When a cart is used, use caution when moving the cart/apparatus combination to avoid injury from tip-over.
13. Unplug this apparatus during lightning storms or when unused for long periods of time.
14. Refer all servicing to qualified service personnel. Servicing is required when the apparatus has been damaged in any way, such as power-supply cord or plug is damaged, liquid has been spilled or objects have fallen into the apparatus, the apparatus has been exposed to rain or moisture, does not operate normally, or has been dropped.



The lightning flash with arrowhead symbol, within an equilateral triangle, is intended to alert the user to the presence of uninsulated "dangerous voltage" within the product's enclosure that may be of sufficient magnitude to constitute a risk of electric shock to persons.



The exclamation point within an equilateral triangle is intended to alert the user to the presence of important operating and maintenance (servicing) instructions in the literature accompanying the appliance.

**WARNING:** To reduce the risk of fire or electric shock, do not expose this apparatus to rain or moisture.

**CAUTION:** Use of controls or adjustments or performance of procedures other than those specified may result in hazardous radiation exposure.



# SE 206 / SE<sub>p</sub> 206

# SE 207 / SE<sub>p</sub> 207

Passive and Active Compact Monitors

## USER'S MANUAL

### TABLE OF CONTENTS

INTRODUCTION.....4

FEATURES.....4

DIMENSION.....5

SPECIFICATIONS.....6

## INTRODUCTION

The Phonic SE and SEp series of passive and powered high-performance two-way monitor speakers are designed to accommodate a variety of monitoring and playback applications, including background sound, home theater, commercial paging, zone coverage, and anything else you can think of.

Constructed of light weight plastic and well ventilated, the SE and SEp speakers provide moisture resistance for both indoor and outdoor use, and are available in black or white. While each speaker comes with a U-mount, the optional mounting hardware, which fits in the threaded inserts of the cabinet, provides a flexible mounting system for all applications.

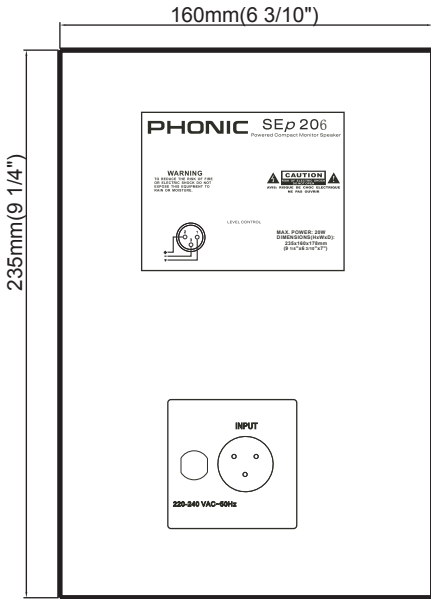
The SE206 and SEp206 feature 5 1/4" direct-radiating polycarbon woofers, coupled with 1" soft dome tweeters, with a compact size which allow them to be mounted in tight spaces. The SE207 and SEp207 incorporate 6 1/2" polycarbon woofers, which allow users to obtain extended frequency response, and 1" tweeters.

Each model comes equipped with female XLR jacks (powered models) or push terminals (passive models) for connection to various professional audio products (amplifiers, in the case of the SE206 and SE207).


## FEATURES

- Built-in 20 watt power amplifier (SEp models only)
- Extended bass response
- Lightweight plastic enclosure
- Internal threaded inserts
- U-mount bracket included
- Optional universal swivel mounting bracket

DIMENSIONS



SE p206 / SE206 Back Panel



SE p207 / SE207 Back Panel

## SPECIFICATIONS

		<b>SE206</b>	<b>SEp206</b>	<b>SE207</b>	<b>SEp207</b>
<b>Type</b>		2-way	2-way	2-way	2-way
<b>Power Handling</b>		30 Watts	-	50 Watts	-
<b>Built-in Amplifier</b>		-	20 Watts	-	20 Watts
<b>Frequency Response</b> (+/- 3 dB)		80 Hz - 16 kHz	80 Hz - 16 kHz	70 Hz - 20 kHz	70 Hz - 20 kHz
<b>Sensitivity</b> (1W / 1m @ 1 kHz)		88 dB SPL	-	90 dB SPL	-
<b>Max SPL</b>		-	101 dB SPL	-	103 dB SPL
<b>Drivers</b>	High	1" soft dome	1" soft dome	1" soft dome	1" soft dome
	Low	5 1/4" polycarbon	5 1/4" polycarbon	6 1/2" polycarbon	6 1/2" polycarbon
<b>Impedance</b>		8 ohms	-	8 ohms	-
<b>Built-in Crossover</b>		Yes	Yes	Yes	Yes
<b>Connectors</b>		Push Terminal	Female XLR	Push Terminal	Female XLR
<b>Box</b>	Shape	Rectangular	Rectangular	Rectangular	Rectangular
	Material	Plastic	Plastic	Plastic	Plastic
	Color	Black or White	Black or White	Black or White	Black or White
<b>Power Requirements</b>		-	100-120VAC, 220-240VAC, 50/60Hz	-	100-120VAC, 220-240VAC, 50/60Hz
<b>Dimensions (HxHxD)</b>	millimeters	235 x 160 x 178 mm	235 x 160 x 178 mm	292 x 197 x 210 mm	292 x 197 x 210 mm
	inches	9 1/4" x 6 3/10" x 7"	9 1/4" x 6 3/10" x 7"	11 1/2" x 7 3/4" x 8 1/4"	11 1/2" x 7 3/4" x 8 1/4"
<b>Weight</b>	kilograms	2.3 kg	2.8 kg	3.1 kg	3.6 kg
	pounds	5 1/6 lbs	6 3/16 lbs	6 7/8 lbs	7 15/16 lbs

## **TO PURCHASE ADDITIONAL PHONIC GEAR AND ACCESSORIES**

To purchase Phonic gear and optional accessories, contact any authorized Phonic distributor. For a list of Phonic distributors please visit our website at [www.phonic.com](http://www.phonic.com) and click on Get Gear. You may also contact Phonic directly and we will assist you in locating a distributor near you.

## **SERVICE AND REPAIR**

Phonic has over 100 service centers worldwide. For replacement parts, service and repairs please contact the Phonic distributor in your country. Phonic does not release service manuals to consumers, and advice users to not attempt any self repairs, as doing so voids all warranties. You can locate a dealer near you at [www.phonic.com](http://www.phonic.com).

## **WARRANTY INFORMATION**

Phonic stands behind every product we make with a no-hassles warranty. Warranty coverage may be extended, depending on your region. Phonic Corporation warrants this product for a minimum of one year from the original date of purchase against defects in material and workmanship under use as instructed by the user's manual. Phonic, at its option, shall repair or replace the defective unit covered by this warranty. Please retain the dated sales receipt as evidence of the date of purchase. You will need it for any warranty service. No returns or repairs will be accepted without a proper RMA number (return merchandise authorization). In order to keep this warranty in effect, the product must have been handled and used as prescribed in the instructions accompanying this warranty. Any tempering of the product or attempts of self repair voids all warranty. This warranty does not cover any damage due to accident, misuse, abuse, or negligence. This warranty is valid only if the product was purchased new from an authorized Phonic dealer/distributor. For complete warranty policy information, please visit <http://www.phonic.com>.

## **CUSTOMER SERVICE AND TECHNICAL SUPPORT**

We encourage you to visit our online help at <http://www.phonic.com/help/>. There you can find answers to frequently asked questions, tech tips, driver downloads, returns instruction and other helpful information. We make every effort to answer your questions within one business day.

**Phonic America Corporation**  
**6103 Johns Road, #7**  
**Tampa, FL 33634**  
**(813) 890-8872**  
**support@phonic.com**  
**<http://www.phonic.com>**

# **PHONIC**

**PHONIC**  
WWW.PHONIC.COM