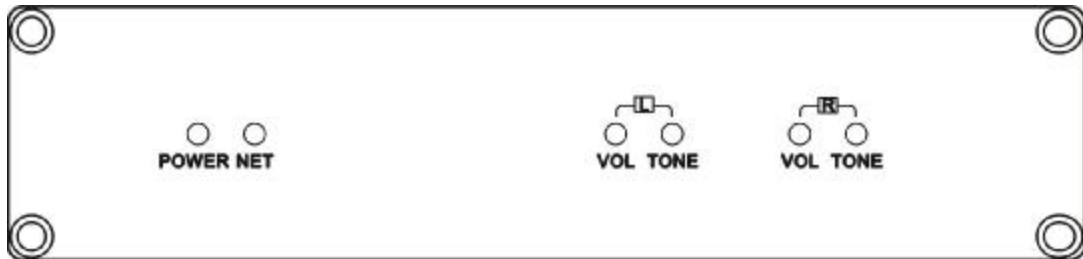


CR-VOL II

Function

This controller can be connected to CR-PGM II through CR-NET to mute the sound channels, volume up and down, treble and bass, it has excellent ability of audio processing.

Front Panel



POWER——Power indicator, light on when open the device.

NET——NET is communication light, when the communication succeeds, the green light will turn on, if the communication fails, the light will turn off.

L——Left track volume, Tone indicator

VOL: Light off means track is mute, light blinking means adjusting volume.

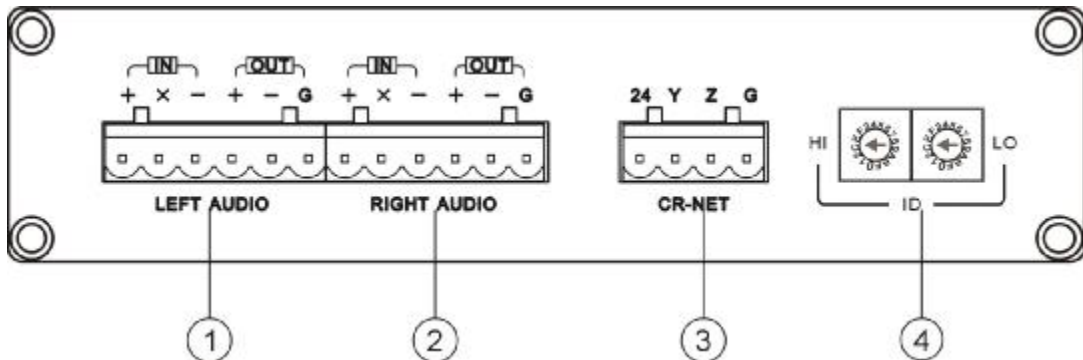
TONE: Light blinking means adjusting tone.

R——Right track volume, Tone indicator

VOL: Light off means track is mute, light blinking means adjusting volume.

TONE: Light blinking means adjusting tone.

Rear Panel

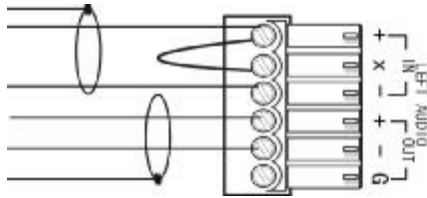


① LEFT AUDIO——Left track audio input port

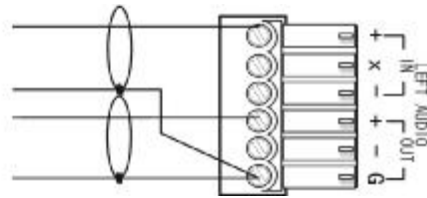
② RIGHT AUDIO——Right track audio input port

NOTE

There are two ways of connecting for audio input:



Balance (600Ω)

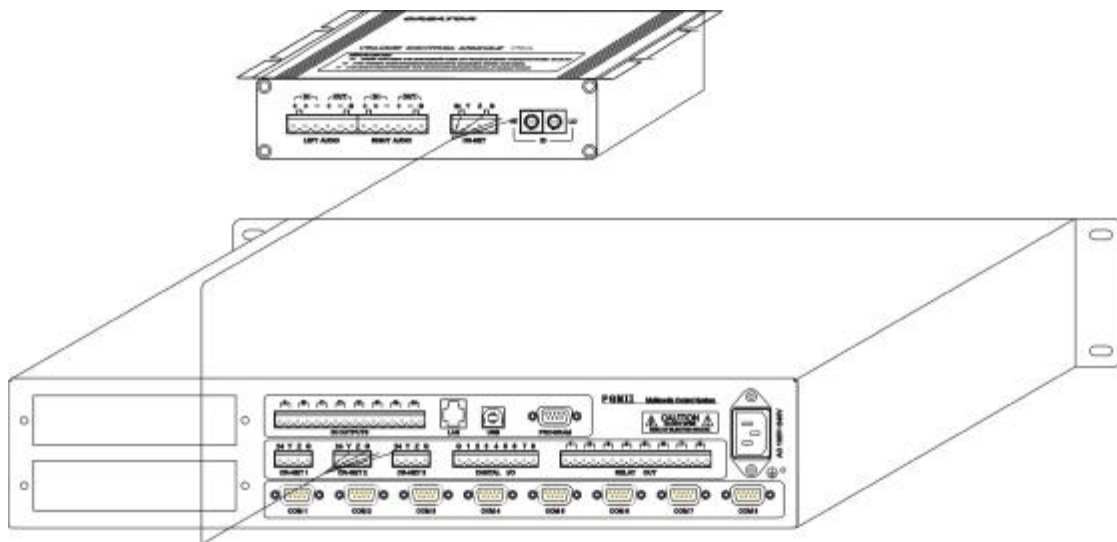


Imbalance (10KΩ)

- ③ CR-NET——4 net port, connect to PGMII and supply power.
- ④ ID——ID setting tray

NOTE ID setting range: 04 – FC。

Diagram of connection



Technical PARAMETERS

Input Impedance	10K or 600Ω
Output Impedance	10Ω
Input	Balance or imbalance
Output	Balance or imbalance
THD	-85dB
Response Frequency	8Hz to 60KHz (-3dB at most)
Power supply	DC24V, 500mA